



# Choose the right door for your home

The door to your house is the gateway to your home. Your choice of entrance door and the way it looks influences your home's architectural expression. Therefore it is important that you carefully consider the opening and closing functions and the designs available from Rationel. Colour is another important aspect of expression to consider.

We hope you are inspired by the following pages.





# Door opening types

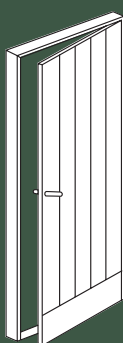
The drawings shown below are examples of options available. Contact Rational for information about further options.



## Entrance doors

These are available as inward or outward opening. They are hung on grey powder-coated adjustable hinges and fitted with a minimum three-point locking espagnolette bolt.

Available in Rational AURA/  
Rational AURAPLUS/Rational  
FORMA/Rational FORMAPLUS



## Panelled doors

These are available as inward or outward opening, hung on grey powder-coated adjustable hinges and fitted with a minimum three-point locking espagnolette bolt.

Available in Rational AURA/  
Rational AURAPLUS/Rational  
FORMA/Rational FORMAPLUS



## Terrace doors

Terrace doors are available as either inward or outward opening, and are ideal for access to balconies, gardens and patios.

Doors which open outwards have an inbuilt friction brake, operated by turning the handle down in any given position. They are hung on grey powder coated adjustable hinges and fitted with a minimum three-point locking espagnolette bolt.

Available in Rational AURA/  
Rational AURAPLUS/Rational  
FORMA/Rational FORMAPLUS



## Window doors

Window doors are available as outward opening only, and are ideal for access to balconies, gardens and patios.

Window doors come fitted with an inbuilt friction brake, operated by turning the handle down in any given position. They are hung on grey powder coated adjustable hinges and fitted with a minimum three-point locking espagnolette bolt.


Available in Rationel AURA/  
Rationel AURAPLUS/Rationel  
FORMA/Rationel FORMAPLUS



## Tilt and turn doors

Tilt and turn doors are available as inward opening only and function in two ways. They are hinged from the side and open inwards, or for ventilation, the leaf can be tilted in at the top. Tilt and turn doors can be cleaned from the inside.

Available in Rationel AURAPLUS triple glazed only.



## Sliding patio doors

Rationel sliding patio doors are designed to be as beautiful as the views they frame. Sliding Patio Doors, where one half slides and the other is fixed, are ideal when space is at a premium. The sliding part lifts easily and glides in front of the fixed section to create an opening of up to 1.55 metres.

Available in Rationel AURAPLUS triple glazed only.

# Doors - countless option

When choosing doors for your home, you have countless options. On the following pages, we have compiled a small selection. Should you not find the design you are looking for, consult with your local Rationel supplier who will help with designing the right door for you.



## Entrance/panelled doors

The entrance door is the gateway to a house. It is important to carefully consider the opening and closing functions and the designs available. The Rational entrance door is constructed using a frame and sash which can be delivered with glazing bars and or transoms and mullions. The areas created can be infilled either with glass or a composite insulated panel.



## Terrance doors

Terrace doors are available as either inward or outward opening and are ideal for access to balconies, gardens and patios. A Terrace door from Rational is made to measure and therefore always matches your needs perfectly.



## Window doors

The window door is outward opening only and is ideal for access to balconies, gardens and patios. The slim construction is letting a maximum of day light and heat into the house without compromising with functionality, security and comfort.



## Sliding patio doors

Our sliding patio doors allows the garden into your home in the summer, but keep the heat inside throughout the winter. The sliding patio door can be used as an exit from the living room, dining room or bedroom to the terrace, garden or balcony. Rational sliding patio doors are designed to be as beautiful as the views they frame.

For inspiration - a selection of the numerous design options we can offer.



1

Entrance door  
6 raised panels



2

Entrance door  
5 raised panels



3

Entrance door  
2 glass panes  
3 smooth panels



4

Entrance door  
4 glass panes  
3 raised panels



5

Entrance door  
6 glass panes  
2 raised panels



6

Entrance door  
6 glass panes  
1 smooth panel



7

Entrance door  
10 smooth panels



8

Entrance door  
4 glass panes  
6 raised panels



9

Entrance door  
6 glass panes  
4 raised panels



11

Entrance door  
3 glass panes



12

Entrance door with sidelight  
3 glass panes





13

Entrance door  
2 glass panes and  
2 smooth panels



14

Entrance door  
1 glass pane



15

Entrance door  
2 glass panes



16

Entrance door  
2 glass panes  
4 raised panels



17

Entrance door  
6 raised panels



18

Entrance door  
4 raised panels



19

Panelled door  
Vertical pattern  
Glass pane (small)



20

Panelled door  
Smooth  
Glass pane



21

Panelled door  
Smooth  
Glass pane (large)



22

Panelled door  
Smooth  
4 glass panes



23

Panelled door  
Smooth  
Glass pane



24

Panelled door  
Smooth  
Glass pane



25

Panelled door  
Herringbone pattern  
Glass pane (small)



26

Panelled door  
Smooth



27

Panelled door  
Round glass pane (large)



28

Panelled door  
Smooth  
Glass pane (small)



29

Panelled door with  
integrated sidelight  
Smooth



30

Panelled door with  
integrated sidelight  
Herringbone pattern



31

Panelled door with sidelight  
Smooth



32

Panelled door with sidelight  
and toplight  
Smooth



33

Terrace door  
1 glass pane



34

Double window door  
2 glass panes  
Single rail



35

Sliding patio door  
2 glass panes  
Only available in Rationel AURAPLUS





# Colours

When choosing windows and doors from Rationel, it is possible to enhance the appearance and character of your house through your choice of colour. Our standard colours suit the majority of architectural styles and traditions in the United Kingdom. We also offer a special range of colours, which you can use to highlight particular features of your home.


## Standard RAL colours

Rationel doors are available in one standard colour on both the inside and outside of the frame. It is also possible to have a split colour solution, where you are able to have a different colour on the outside to what you choose for the inside. There is an additional cost for split colours on the timber ranges.



## Standard RAL colours


The colours shown cannot be reproduced exactly.



Clear lacquer - Available at an additional cost

## Granite colours (Aluminium only)

The colours shown cannot be reproduced exactly.



# Security in doors

Security performance is a significant factor when it comes to selecting doors. Rationel's experience with Housing Associations, community developments and commercial projects, means that the security and safety of our products is second to none.

## Secured by design

Our enhanced doors have been tested and marked according to several national and European standards, including 'Secured by Design'.

To be certified under this initiative, the door frame and corresponding lock and hardware set has to be able to withstand a series of physical tests based on common burglary methods. Rationel has a wide range of products, which meet 'Secured by Design' specifications.

### **Secured by Design**



**Official Police Security Initiative**



# Rationel SBD doors

1



A three-point espagnolette locking mechanism is one of the burglary inhibiting features of Rationel doors.

2



A reinforced espagnolette which increase the strength of all the door closing points.

3



Extra-strong reinforced screws increase the strength of all door hinges.

4



Hook bolts in hardened steel combined with a reinforced front plate can resist even severe attacks from a burglars' tools.

5



The length of time it takes to break a laminated pane will discourage even the most persistent burglar.

- Enhanced ironmongery
- Three-point espagnolette locking mechanism and hook bolt
- Security receiver for the bolts
- Enhanced hinges and angled screws
- Security sealant is used to fit the glass
- Laminated Glass pane

Good, solid, quality workmanship has characterised Rational's windows and doors since the first products were shipped from our factory in Sdr. Felding in 1954. Based on this sound foundation, Rational is today an international company with sales offices in Great Britain, Ireland and Denmark.

Rational manufactures energy saving windows and doors of premium quality in terms of both comfort and security. Our continuous programme of research and development ensures that the company always meets current statutory requirements as well as market requirements for design and functionality.

Rational is part of the DOVISTA Group, which consists of ten leading door and window companies in Europe. DOVISTA A/S is owned by VKR Holding and employs approximately 13,500 people in more than 40 countries.

[www.rational.co.uk](http://www.rational.co.uk)



WOOD. AT THE HEART  
OF A GOOD WINDOW

16

